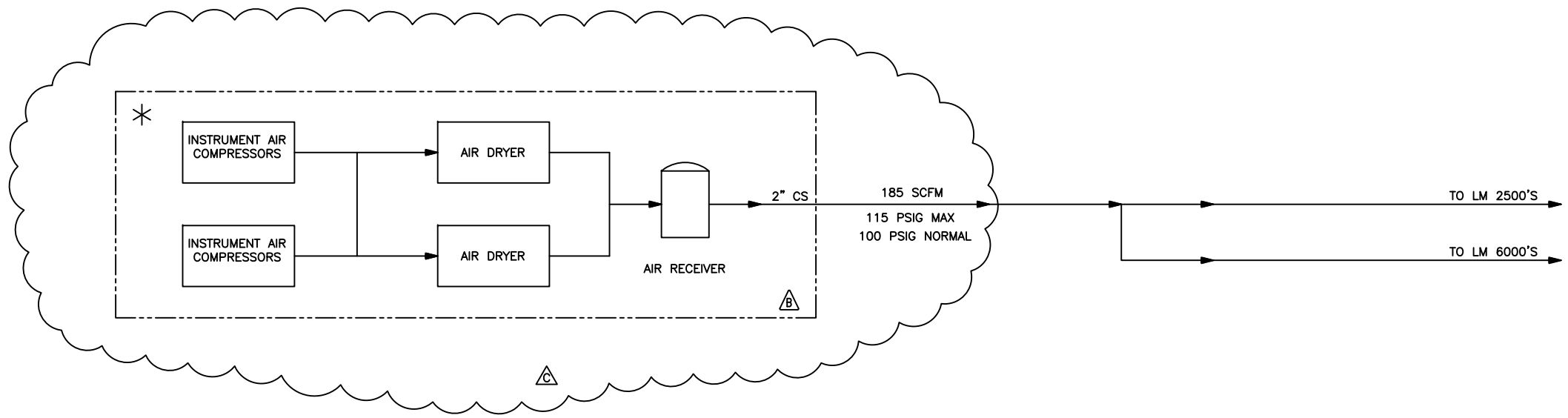

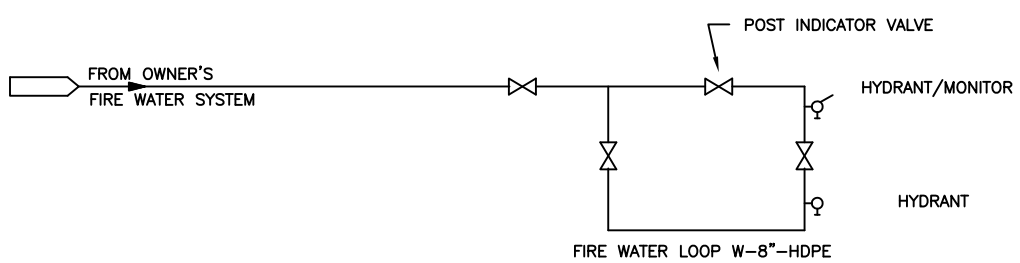

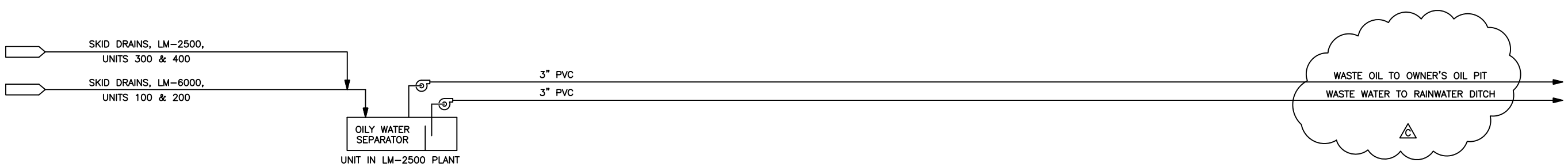

✳ – EQUIPMENT BY OTHERS.

EDG International

REVISED	CUSTOMER INFORMATION

© COPYRIGHT, 2008, ProEnergy SERVICES ALL RIGHTS, RESERVED. THIS DRAWING IS THE PROPRIETARY AND/OR CONFIDENTIAL PROPERTY OF ProEnergy SERVICES AND IS LOANED IN STRICT CONFIDENCE WITH THE UNDERSTANDING THAT IT WILL NOT BE REPRODUCED NOR USED FOR ANY PURPOSE EXCEPT THAT FOR WHICH IT IS LOANED. IT SHALL BE IMMEDIATELY RETURNED ON DEMAND, AND IS SUBJECT TO ALL OTHER TERMS AND CONDITIONS OF ANY WRITTEN AGREEMENT OR PURCHASE ORDER WHICH INCORPORATES OR RELATES TO THIS DRAWING.

NO.	DATE	BY	APP'D	DESCRIPTION
C	10/12/09	LES		REVISED AIR COMPRESSOR SKID, REVISED LINE TAGS
B	8/11/09	AB		ADDED AIR DRYER, MOVED AIR RECEIVER OFF COMPRESSOR SKID

REVISIONS

DRAWN	REB	7/1/09
CHECK		
DESIGN	MC	7/1/09
PROJ ENGR		
PROJ MGR		
QA MGR		
SCALE	NONE	SIZE D

ProEnergy EPC SERVICES

907 S DETROIT
SUITE 1140
TULSA, OKLAHOMA 74120
OFFICE 660-829-5100
FAX 918-270-2939
www.proenergyservices.com

ProEnergy EPC Services, LLC

PROCESS FLOW DIAGRAM
INSTRUMENT AIR, FIREWATER & DRAIN SYSTEMS
TACOA POWER PLANT

CARACAS VENEZUELA

JOB. NO.	DWG NO.	SH NO.	REV
0906	50-001	2	C